








Non Rookie teams still need to locate and bring these items as well!

2014 Kickoff Kit - Checklist			
Container	Part Name, Description, & Number	Qty	Photo
Rookie Kit Electrical <input type="checkbox"/> Loose	Battery 12 volt, 17.2 Amp-hour, Non-Spillable PN: NP18-12B	1	 Photo: EnerSys
Rookie Kit Electrical <input type="checkbox"/> Loose	Battery Charger 12V, 6Amp automatic PN: SC-600A	1	 Photo: Schumacher
Rookie Kit Electrical <input type="checkbox"/> Loose	Breadboard 2.14" x 6.5" PN: TW-E40-1020	1	 Photo: Twin Industries
Rookie Kit admin <input type="checkbox"/> Loose	Bumper material, blue PN: N/A	2	 Photo: RoboPromo
Rookie Kit admin <input type="checkbox"/> Loose	Bumper material, red PN: N/A	2	 Photo: RoboPromo
Rookie Kit Programming <input type="checkbox"/> Loose	Classmate PC, E12 Clamshell netbook PN: NBC2GO89A	1	 Photo: CTL Corp.
Rookie Kit Programming <input type="checkbox"/> Loose	compactRIO (cRIO), 4 slot 4-slot cRIO with Analog (9201), Digital (9403), and Solenoid (9472) modules PN: cRIO-FRC II	1	 Photo: National Instruments

2014 Kickoff Kit - Checklist

Container	Part Name, Description, & Number	Qty	Photo
<input type="checkbox"/> <p>Rookie Kit Programming Loose</p>	<p>Joystick, Attack 3 or Extreme 3D Attack 3 and/or Extreme 3D</p> <p>PN: 963291-0403 or 963290-0403</p>	2	 <p style="font-size: small;">Photo: Logitech</p>
<input type="checkbox"/> <p>Rookie Kit Programming Loose</p>	<p>PSoC 3 FIRST Touch I/O Module</p> <p>PN: CY8CKIT-003</p>	1	 <p style="font-size: small;">Photo: Cypress</p>
<input type="checkbox"/> <p>Rookie Kit Electrical VEXpro Rookie Add-On Kit</p>	<p>Motor Controller - Jaguar</p> <p>PN: 217-3367</p>	1	 <p style="font-size: small;">Photo: Innovation First</p>
<input type="checkbox"/> <p>Rookie Kit Electrical VEXpro Rookie Add-On Kit</p>	<p>Motor Controller - Victor 888 VICTOR-888-12-12</p> <p>PN: 217-2769</p>	2	 <p style="font-size: small;">Photo: Innovation First</p>

2014 Kickoff Kit - Checklist

Container	Part Name, Description, & Number	Qty	Photo
<p>Programming</p> <p><input type="checkbox"/></p> <p style="color: green; font-weight: bold;">Rookie Kit Separate Item</p> <p>Loose</p>	<p>E12 2014 Classmate Image (on USB stick)</p> <p>8GB USB drive preloaded w/ 2014 Classmate image</p> <p>PN:</p>	<p>1</p>	 <p style="font-size: small;">Photo: iDEA Media</p>